

Telephone & Video Conferencing (Chat) Appointments

Due to the current risk of illness, we have moved your appointment to an electronic venue. CODAC has partnered with Zoom Video Conferencing to continue your treatment during this period.

About Zoom Video Conferencing

Zoom Video Conferencing is a website and smart device application that allows CODAC to conduct appointments electronically. Log in from your computer with internet connection or from your smart phone from the comfort of your home at www.Zoom.us.


System Requirements

Video Conferencing appointments require one of the below devices:


- Smart Phone with a camera
 - Computer with webcam and microphone
- OR
- Computer with a webcam and a separate phone

We also ask you to find a private, quiet place to meet with your treatment team.

Create Your Account

1. From your web browser navigate to www.zoom.us and click on the button: 
2. Enter your email address or sign in using Google or Facebook
3. An activation email will be sent to the email address provided or linked to your Google/ Facebook account.

Joining your Appointment:

Once your account is activated, the Web site will send you to a screen to create your password. Then you can finish creating your account login and start a test meeting. 

This will launch a test meeting showing the functions of the video conference and the Zoom home screen.

 Start Meeting Now

**Turn to the next page for instructions on how to use Zoom
from a Computer or a Smart Phone.**



Using Zoom from your Smart Phone

Download the App:

1. Go to the App Store
2. Search for Zoom
3. Download Zoom Cloud Meetings



Open Application:

1. Launch Application

Join the Meeting:

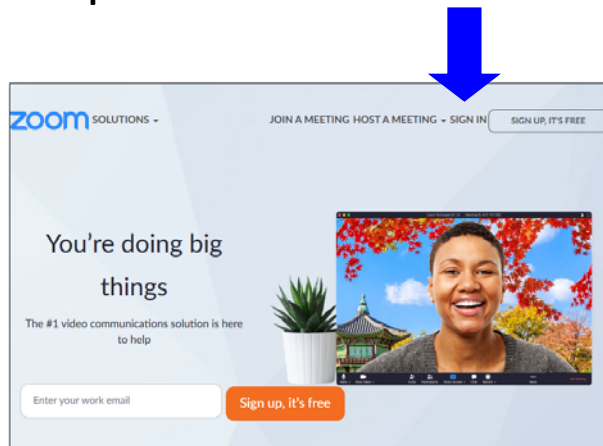
1. Select Join a Meeting
2. Enter the meeting ID provided to you by CODAC staff
3. Enter the password provided by CODAC staff
4. Click Dial In.



Using Zoom from your Computer

Go to the Website:

1. From your web browser navigate to www.zoom.us and click on Sign in.



Join the Meeting:

1. Select Join a Meeting from your Home Page
2. Enter the meeting ID provided by CODAC staff
3. Select Join Audio Conference by Computer or Dial in using the secure number

